

EIS Gradebook - Adding Assignments

Use this lesson to review how to add assignments to classes within the EIS Gradebook.

Click the Class Assignments Icon













Gradebook

Select a Class

Randolph, Alan Joseph

Summer 2009 | UNT Health Science Center [change term](#)

Select a Class, then select Access Gradebook to edit student grades. Select Class Assignments to edit assignments, categories and grading scales.

Summer 2009 > UNT Health Science Center							
Course Title	Course ID	Class Nbr	Subject Catalog Nbr	Class Section	Academic Institution	Access Gradebook	Class Assignments
Special Problems	000616	4227	BIOC 5900	001	HS763		
Biostatistics for Biomed Sci	000354	1909	BMSC 5200	001	HS763		
Biostatistics for Biomed Sci	000354	1910	BMSC 5200	002	HS763		
Ind Study: Master's Project	000311	4238	PA 5303	002	HS763		
Introduction to EKG	089451	4234	PA 5304	001	HS763		
Emergency Medicine	000319	4236	PA 5502	001	HS763		

[Faculty Center](#)

Choose the Assignment Category

Assignments | **Category Weight** | **Grading Scale**

PA 5304 Section: 001 Summer 2009 UNT Health Science Center
Introduction to EKG Physician Assistant Studies Second Year PA
Class Nbr: 4234 Lecture
Course ID: 089451 Copy Assignments

Find | View All First 1 of 1 Last

*Assignment Category: Quiz

*Description: *Short Description:

Required by Institution

Details	Points	Dates & Duration
<input checked="" type="checkbox"/> Required	Maximum Points: <input type="text" value="10"/>	Begin Date: <input type="text" value=""/> 31
<input checked="" type="checkbox"/> Assessed	Weight in Points: <input type="text" value="10"/>	Due Date: <input type="text" value=""/> 31
<input type="checkbox"/> Include for Mid Term Grade		Extended Due Date: <input type="text" value=""/> 31
<input type="checkbox"/> Import Class Component Grades		Estimated Grading Date: <input type="text" value=""/> 31
<input checked="" type="checkbox"/> Allow Students to View Grades		

Notes:

1. Lookup the Assignment Category. If you do not see a category you can use and wish to have a new category added, email the Registrar's Office at Registrar@hsc.unt.edu
2. Enter a Description for this Assignment.
3. Enter a Short Description for this Assignment.
4. Enter the Maximum Points for this Assignment.
5. Enter the Weight in Points for this Assignment.
6. Enter the Begin Date for this Assignment.
7. Enter the Due Date for this Assignment.
8. Enter the Estimated Grading Date for this Assignment.
9. Enter any notes about this assignment.
10. If you do not want students to have the ability to view this assignment grade within their EIS Student Portal, uncheck this box.

Repeat this step for each assignment.

If you have previously set up assignments for this or another class in the current or previous term,

you can copy those assignments and assignment values to this class.

Click the Copy Assignments Icon and choose the original class to copy from.

Enter the Category Weights

[Assignments](#) [Category Weight](#) [Grading Scale](#)

PA 5304 Section: 001
Introduction to EKG
Class Nbr: 4234 Lecture
Course ID: 089451

Summer 2009
Physician Assistant Studies

UNT Health Science Center
Second Year PA

[Copy Category Weight](#)

*Assignment Category		*Weight %		
QUIZ	Quiz	50	+	-
PROFCONDOC	Professional Conduct	10	+	-
FINAL EXAM	Final Exam	40	+	-

[Select a Different Class](#) [Access Gradebook](#)

[Save](#)

[Assignments](#) | [Category Weight](#) | [Grading Scale](#)

You can also copy category weights from another class.

Enter the Grading Scale for This Course

[Assignments](#) [Category Weight](#) [Grading Scale](#)

PA 5304 Section: 001
Introduction to EKG
Class Nbr: 4234 Lecture
Course ID: 089451

Summer 2009
Physician Assistant Studies

UNT Health Science Center
Second Year PA

[Copy Grade Scale](#)

Find | View All First 1 of 1 Last

*Grading Scheme: HSC Grading Scheme

*Grading Basis: Phys Assistant GRD - Basis

Mark	Grade		
<input type="text" value="90.00"/>	<input type="text" value="A"/>	<input type="button" value="+"/>	<input type="button" value="-"/>
<input type="text" value="80.00"/>	<input type="text" value="B"/>	<input type="button" value="+"/>	<input type="button" value="-"/>
<input type="text" value="70.00"/>	<input type="text" value="C"/>	<input type="button" value="+"/>	<input type="button" value="-"/>
<input type="text"/>	<input type="text" value="F"/>	<input type="button" value="+"/>	<input type="button" value="-"/>

[Select a Different Class](#) [Access Gradebook](#)

[Assignments](#) | [Category Weight](#) | [Grading Scale](#)

The Grading Scheme and Grading Basis should already exist.

Save and Select a Different Class or Access the Gradebook for this Class by selecting one of this links at the bottom of the page.